

Trimec reserve the right to update technical data without notice  
VRT - 08.3.06

## Electrical

243 mA at 12 Volt DC – 187mA at 24 Volt DC  
Solenoids are rated for continuous use.

## Monitoring

None

## Mechanical

Compliant with AS 4145.2 and UL 1034 Approved  
Cycle tested to 1,000,000 operations  
Static tested to 1363 kg (3000 lbs) holding force  
Suitable for 15 mm latch tongue with 3 mm door gap

## Warranty

Protected by **TRIGARE** 5 year warranty

## Environmental

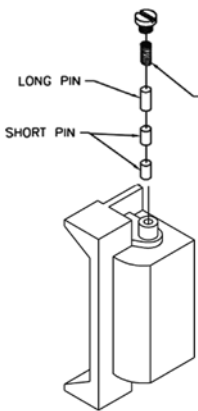
Operational temperature range -20C to + 60C  
IP56 weather resistant construction available. (order code = ES100-WR)

## Shipping

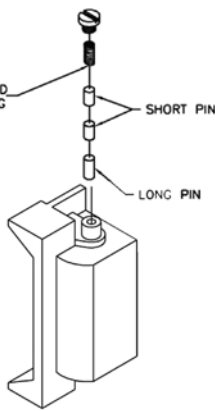
Product weight = 162 gms  
Product weight with box = 195 gms  
Shipping size of box = 205 x 48 x 38 mm

## Patented Innovation - as easy as this

### Power To Open (Fail-Secure)



### Power To Lock (Fail-Safe)

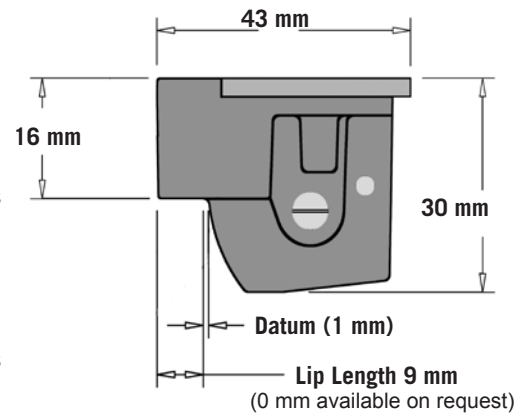
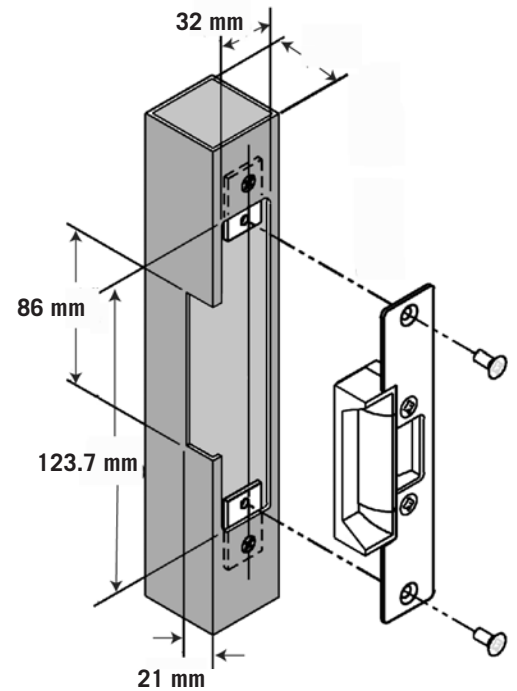


### Power To Open:

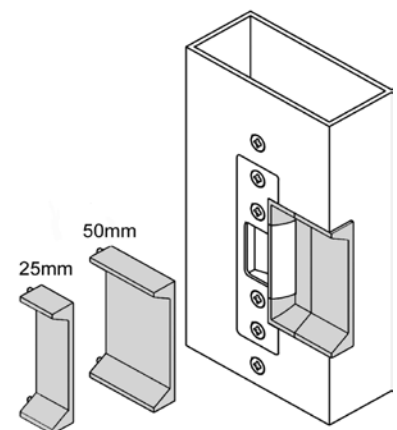
When power is supplied to the strike, the unit is unlocked. If power fails, the strike is locked and the door is secured.

### Power To Lock:

When power is supplied to the strike, the unit is locked. If power fails, the strike is unlocked, and the door is safe (unlocked) for exit.



## Extension lips available for wide frames



## Specification Statement

The electric strike should be of a type which is unaffected by vibration and offer a minimum 5 years warranty. Where "Power to Lock" and "Power to Open" functions may be required in the same installation, the electric strike should be interchangeable from either "Power to Lock" or "Power to Open" at site. The strike should not consume current greater than 243 mA at 12 Volt or 187 mA at 24 Volt and have a solenoid suitable for continuous use. The face-plate of the electric strike should have an architectural finish of brushed anodised aluminium or brushed stainless steel.

## Distributed By:

# ES100

## NON-MONITORED



The ES100 is the shallowest ANSI strike in the Trimec range with a body depth of only 30mm. This robust electric strike has a one-piece cast aluminium body with fewer moving parts than most strikes of its type, making it extremely reliable. The ES100 will accept latch lengths up to 15mm long, and offers the same level of security and reliability usually provided by more expensive electric locking solutions. A wide variety of face plate options are available upon request including DIN style face plates with integrated hole for deadbolt (see picture below).

- **Power to Open / Power to Lock**  
*Changeable on-site*
- **Stainless Steel Striker**  
*Extra strength for latch*
- **Extra Security**  
*4 hardened locking pins*
- **Continuously Rates Solenoid**  
*Solenoid can be continuously powered*
- **Choice of Face Plates**  
*Brushed anodised aluminium or brushed stainless steel*
- **Weather resistant option available (IP56)**  
*Brushed anodised aluminium or brushed stainless steel*
- **Suitable for 15mm latches**  
*Based on 3mm door gap*

